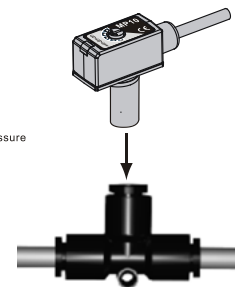
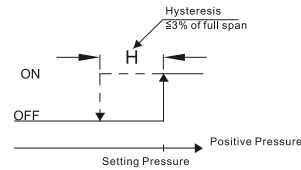




Electronic pressure switch, type MP10 push-in, or with thread G1/8"

Description	Value
Rated pressure range [MPa]	0,0 to 0,6
Max. pressure [MPa]	1,5
Working medium	air, non-corrosive gases, incombustible gases
Supply voltage [V]	10,8 to 30, DC
Max. load current [mA]	80
Current consumption [mA]	10
Internal voltage drop [V]	0,8
Repeatability	±1% of full span
Hysteresis	max. 3% of full span
Response time [ms]	approx. 1
Short circuit protection	integrated
Indicator	red LED
Enclosure	IP40
Cable	3 wires (0,18 mm ²), Ø2.6 mm
Ambient temperature range [°C]	0 to +50 (no dew condensation or icing)
Ambient humidity [%]	35 to 85
Weight [kg]	0,050

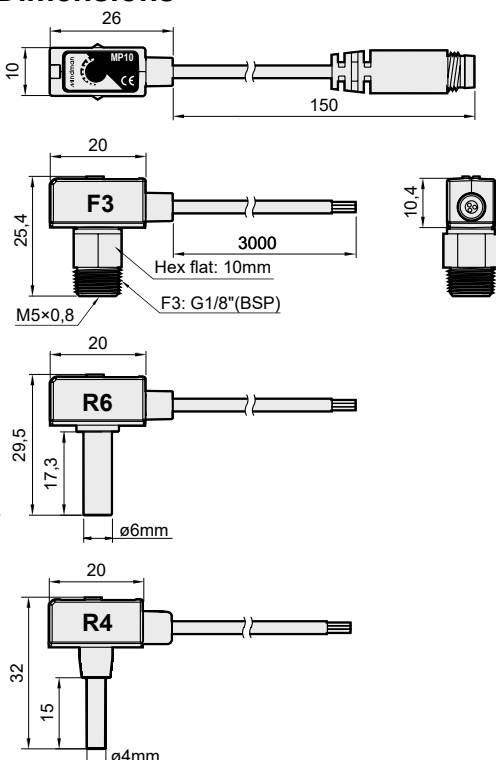


Order codes

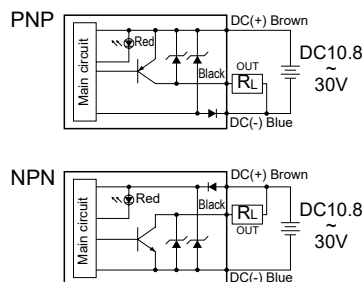
PMP10P- 04 - F3 -C

Output		Connection		Wiring	
04	PNP	F3	G1/8" outer / M5 inner		cable 3 m
02	NPN	R4	push-in Ø4	-C	3-pin connector M8x1
		R6	push-in Ø6		

Dimensions

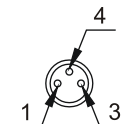


Connection



See page 3-3 for cables with connector

Connector wiring
1-brown (+)
3-blue (-)
4-black (output)



Installation, setting

- When mounting, always use the wrench on the metallic area near the pressure port. Never apply a wrench to the plastic body, it will damage the sensor
- Use the pressure setting trimmer to set „ON“ pressure. Rotate clockwise to increase pressure setpoint. Rotate counter-clockwise to decrease pressure setpoint

