

PNEUMATIC SLIDE CYLINDER SERIES MCSS



STRÁNSKÝ A PETRŽÍK

Pneumatic slide cylinder consist of double pneumatic cylinder and integrated work table, which due to the sturdiness and precise of guidance ensures precise positioning. Cylinders are equipped with magnet for proximity switches.

For more information like technical data, allowable load and dimensions, please visit our web page on www.sappv.cz/r/v30e



Working pressure	0,6 MPa
Min. pressure	0,15 MPa
Max. pressure	0,7 MPa
Temp. range	-5°C to +60°C
Working medium	modified compressed air

Piston diameter [mm]	6	8	12	16	20	25
Thrust at 0.6 MPa [N]	34	61	136	241	377	589
Return force at 0.6 MPa [N]	25	45	102	181	283	454
Connection	M3	M5	M5	M5	G1/8"	G1/8"
Max. stroke [mm]	50	75	100	125	150	150
Cushioning at end positions	rubber pads, optionally hydraulic shock absorber for one or both side					

Order codes

P MCSS 20 L 50 B

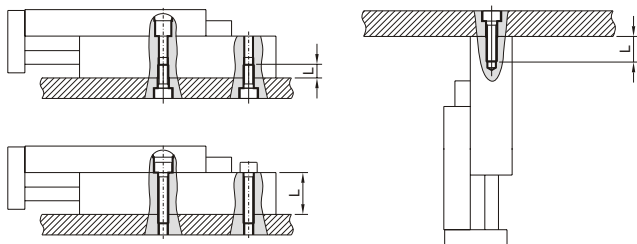
Type		Piston diameter		Design		Stroke / Repair kit		Equipment	
MCSS	double acting, double piston	06	6 mm		standard	xxxx	mm of stroke e.g.: 50 = stroke 50 mm		w/o spec. equipment
		08	8 mm	L	symmetric	-RK	repair kit	AS	with stroke adjustment at extension
		12	12 mm					AT	with stroke adjustment at retract
		16	16 mm					A	with stroke adjustment at both ends
		20	20 mm					BS	with shock absorber at extension
		25	25 mm					BT	with shock absorber at retract
								B	with shock absorber at both ends

Piston dia. [mm]	Standard stroke [mm]								
	10	20	30	40	50	75	100	125	150
6	•	•	•	•	•				
8	•	•	•	•	•	•			
12	•	•	•	•	•	•	•		
16	•	•	•	•	•	•	•	•	
20 and 25	•	•	•	•	•	•	•	•	•

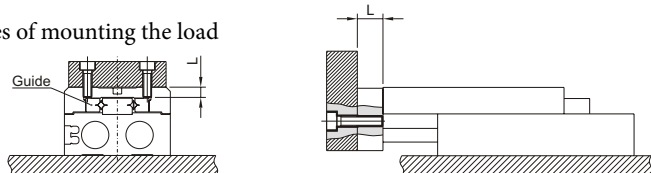
i In case of proximity sensing request, please use switches series RCE/RPE/RNE - see page 3-8 for detail

***)** Shock absorber isn't available for piston diameter 6 mm

Examples of mounting the cylinder



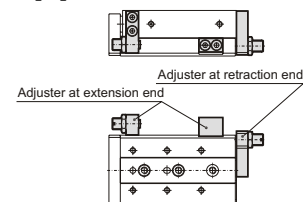
Examples of mounting the load



i The stroke adjustment range is 5 mm as standard. Optionally, the range can be increased to 15 or 25 mm. Please contact our technical dept. for details.

i For some combinations, the slide can be equipped with a mechanical lock in the retracted end position. Please contact our technical dept. for details.

Equipment A, AS and AT:



Equipment B, BS and BT:

