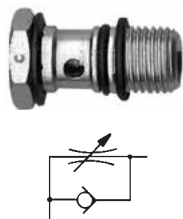




## Push-in flow control valves - components


**Screw for flow regulation, unidirectional, for cylinder use, for screw driver setting**

Thread	Order codes
M5	NCVC-005
G1/8"	NCVC-000
G1/4"	NCVC-001
G3/8"	NCVC-002




**Screw for flow regulation, unidirectional, for cylinder use, with control knob setting**

Thread	Order codes
M5	NCMC-005
G1/8"	NCMC-000
G1/4"	NCMC-001
G3/8"	NCMC-002




**Screw for flow regulation, unidirectional, for valve use, for screw driver setting**

Thread	Order codes
M5	NCVV-005
G1/8"	NCVV-000
G1/4"	NCVV-001
G3/8"	NCVV-002




**Screw for flow regulation, unidirectional, for valve use, with control knob setting**

Thread	Order codes
M5	NCMV-005
G1/8"	NCMV-000
G1/4"	NCMV-001
G3/8"	NCMV-002




**Screw for flow regulation, bidirectional, for screw driver setting**

Thread	Order codes
M5	NCVB-005
G1/8"	NCVB-000
G1/4"	NCVB-001
G3/8"	NCVB-002



**Screw for flow regulation, bidirectional, with control knob setting**

Thread	Order codes
M5	NCMB-005
G1/8"	NCMB-000
G1/4"	NCMB-001
G3/8"	NCMB-002



## 1 port banjo for screw for flow regulation

Ø mm	Thread	Order codes
4	M5	N122/1-004-005
4	G1/8"	N122-004-000
6	M5	N122/1-006-005
6	G1/8"	N122-006-000
6	G1/4"	N122-006-001
8	G1/8"	N122-008-000
8	G1/4"	N122-008-001
8	G3/8"	N122-008-002
10	G1/4"	N122-010-001
10	G3/8"	N122-010-002
12	G1/4"	N122-012-001



Working pressure	0.2 to 1.0 MPa
Temperature range	-20°C to +80°C
Working medium	modified compressed air

**Assembly of flow control valve:**

