


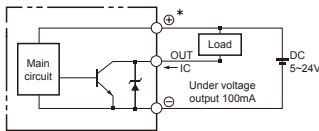
METFB-25 series

SLIDER ELECTRIC CYLINDER (WITHOUT MOTOR)



Motor type	Servo / Step	Transmission	Timing belt
Environment	Standard	Guide type	Linear guide

Sensor layout



Specification

Model		METFB-25
Position repeatability	(mm)	±0.05
Lead	(mm/rev)	50
Belt pitch	(mm)	2
Stroke	(mm)	100~1000/50 pitch
No-load torque	(N.m)	0.1
Sensor switch		EE-SX672 (NPN)

Motor type		AC servo	Step
Motor output / size		100W	□35
Max. speed *1	(mm/s)	1500	500
Work load *2	Horizontal (kg)	5	1.5
	Vertical (kg)	—	—

*1. Acceleration and deceleration value is set 0.5 second.

*2. The operating speed under work load is less than maximum speed.

Order example

METFB-25 N - 1000 BW - M10 B - A3 - XA00

Model Size Stroke Special order No.

100~1000 mm
50 mm pitch

Guide installation		Motor position		Motor band		Power output		Brakes		Limit sensor	
N	Without guide	BW	Motor top side	M	Mitsubishi	10	100W Servo	-	No brake	-	No sensor
GR	Guide right side	BM	Motor bottom side	P	Panasonic			B	With brake	A1	1 pc
GL	Guide left side			Y	Yaskawa			A2	2 pcs		
				D	Delta			A3	3 pcs		
				S	Mindman	35	□35 Step				

Weight

Unit: kg

Model	Basic weight METFB-25N	Stroke 100 mm METFB-25N	Basic weight (with guide) METFB-25G*	Stroke 100 mm (with guide) METFB-25G*
Size				
ø25	0.97	0.18	1.3	0.27

* The form is the weight of the type of motor top side.

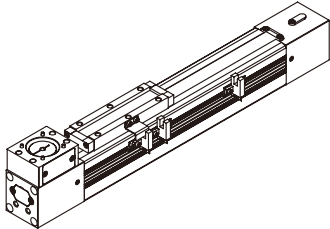
METFB-25 Motor specification

SLIDER ELECTRIC CYLINDER (WITHOUT MOTOR)



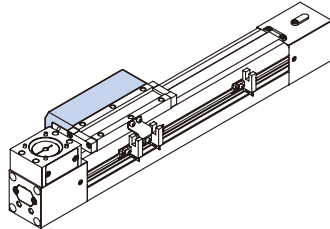
Mindman

Guide installation



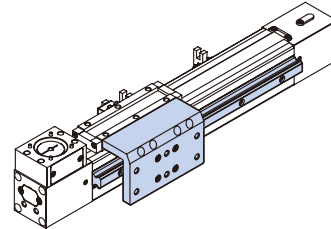
N

Without guide



GR

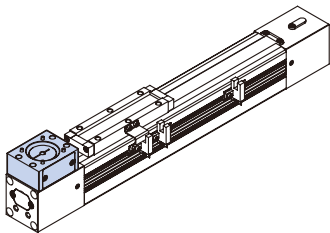
Guide right side



GL

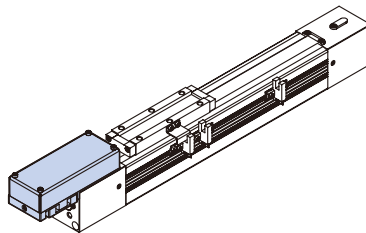
Guide left side

Motor position



BW

Motor top side



BM

Motor bottom side

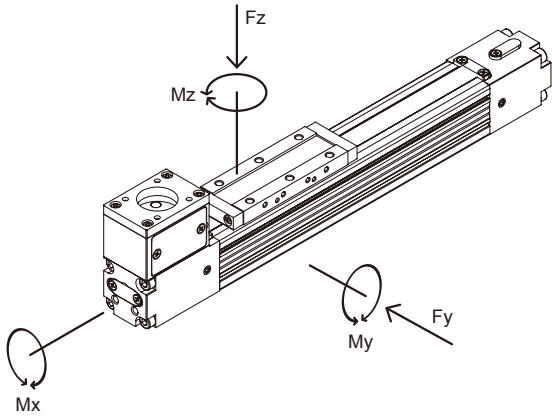
Standard motors

Brand	Mark	Power output	Motor model (Without brake)	Motor model (With brake)	Motor rod dia. (mm)	Motor mount P.C.D (mm)	Mounting port (mm)
Mitsubishi	M	100W	HG-KN13J	HG-KN13B J	ø8	46	2-ø4.5
Panasonic	P	100W	MSMF012L1U2M	MSMF012L1V2M	ø8	45	4-ø3.4
Yasukawa	Y	100W	SGM7J-01A7A21	SGM7J-01A7A2C	ø8	46	2-ø4.3
Delta	D	100W	ECMA-C20401PS	ECMA-C20401FS	ø8	46	4-ø4.5
Mindman	S	□35	-	-	ø5	□26	4-M3×4.5L

* If your inquiry is not included in above table, please kindly contact us.

METFB-25 Capacity

SLIDER ELECTRIC CYLINDER (WITHOUT MOTOR)



Forces & Moments

Model	Mx	My	Mz	Fy	Fz	
	Max. allowed moment (N.m)			Max. allowed load(N)		
METFB-25	Without guide	5	12	12	-	300
	With guide	38	42	42	2400	2700

Attention: In case of undefinable situations the above max. values have to be reduced by 10~20%.

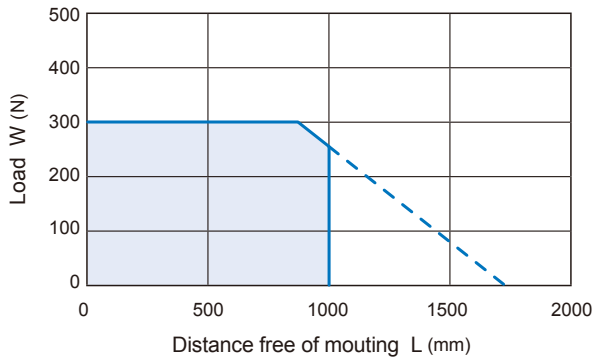
Please refer to the following formula when combined loads are applied.

$$\frac{M_{xA}}{M_x} + \frac{M_{yA}}{M_y} + \frac{M_{zA}}{M_z} + \frac{F_{yA}}{F_y} + \frac{F_{zA}}{F_z} \leq 1$$

* The A letters show the calculated value.

Positioning of cylinder mountings

METFB-25 Without guide



METFB-25 With guide

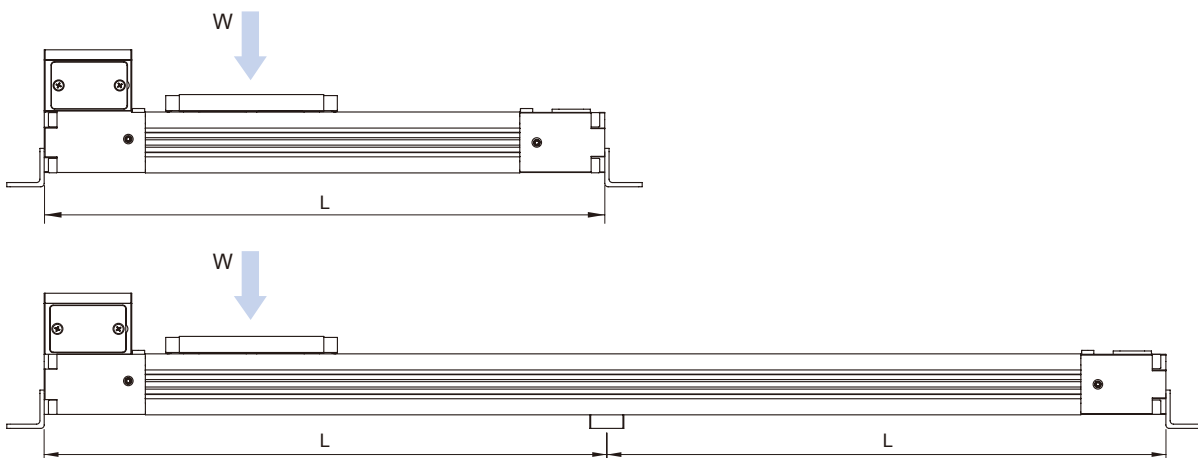
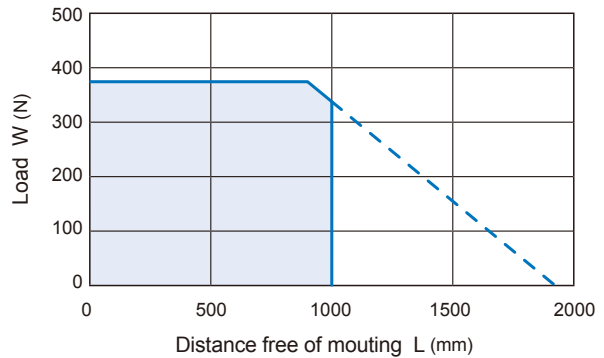


Diagram information

- Calculated deflections without support of 0.5~1 mm allow exceeding of the approved limits.
- Calculated deflections without support of > 1~1.5 mm require reduction of approved limits.

METFB-25 Dimensions

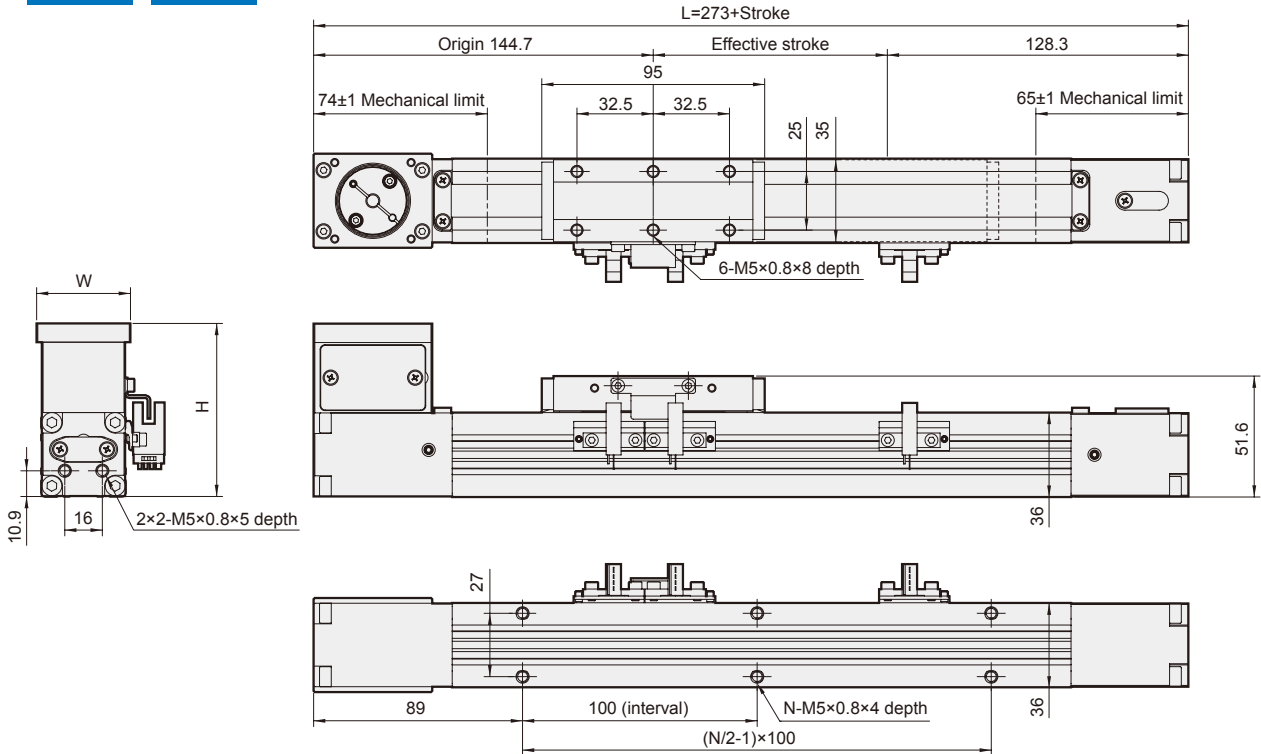
SLIDER ELECTRIC CYLINDER (WITHOUT MOTOR)



N

BW

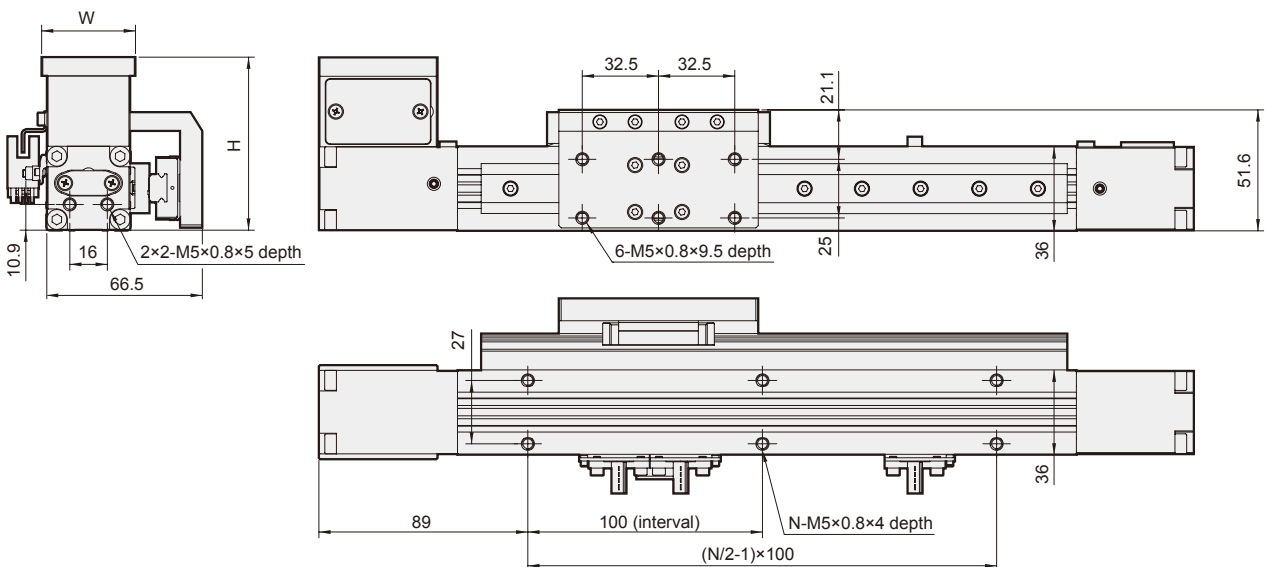
Without guide • Motor top side



GL

BW

Guide left side • Motor top side



Unit: mm

Stroke Code	100	150	200	250	300	350	400	450	500	550	600	650	700	750	800	850	900	950	1000
L	373	423	473	523	573	623	673	723	773	823	873	923	973	1023	1073	1123	1173	1223	1273
N	6	6	8	8	10	10	12	12	14	14	16	16	18	18	20	20	22	22	24

Stroke Code	Servo	Step
W	40	35.5
H	73.8	71.8

METFB-25 Dimensions

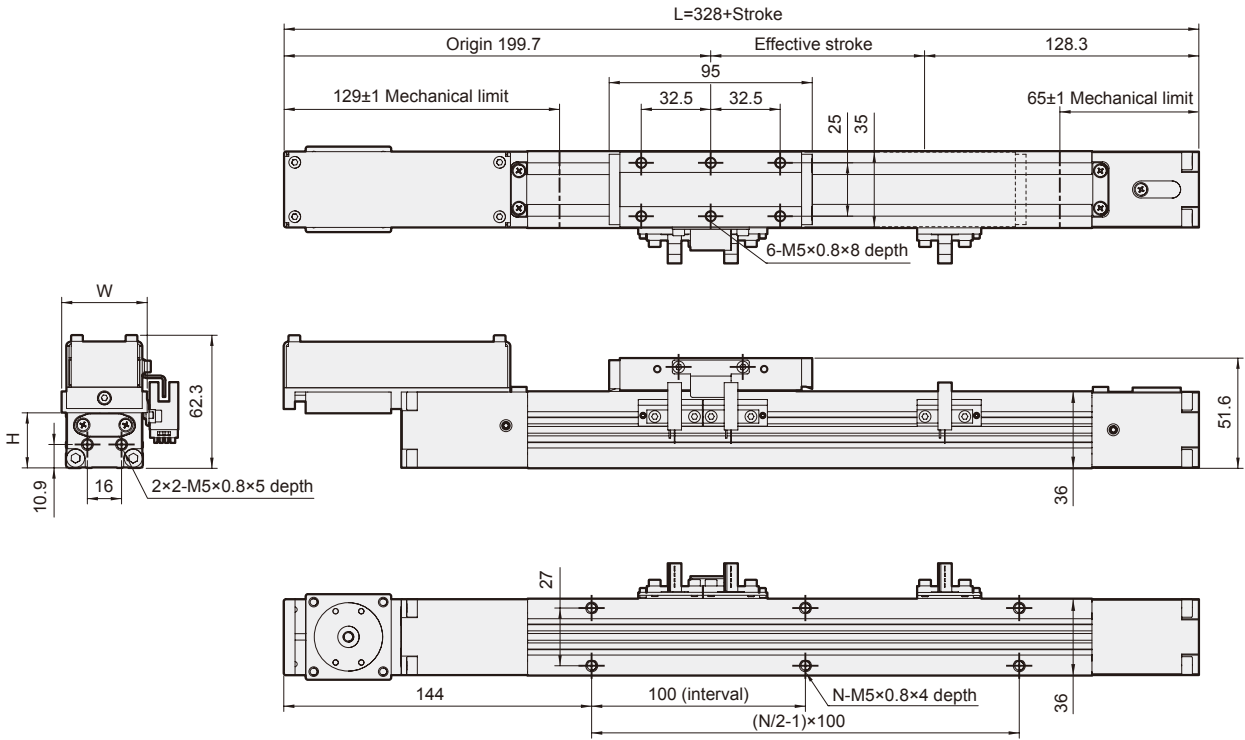
SLIDER ELECTRIC CYLINDER (WITHOUT MOTOR)



N

BM

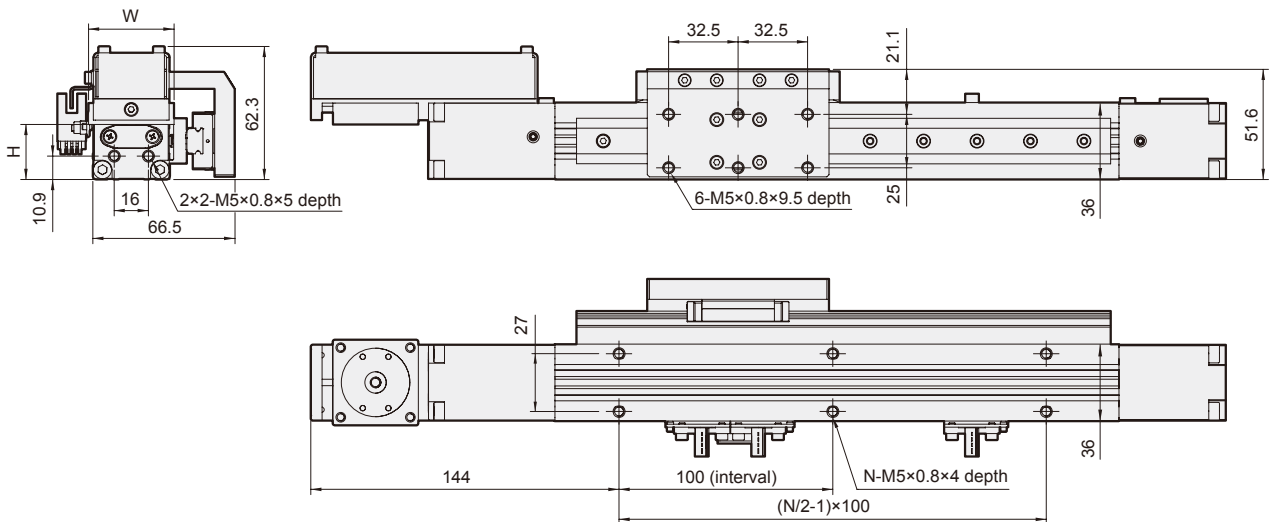
Without guide • Motor bottom side



GL

BM

Guide left side • Motor bottom side



Unit: mm

Stroke Code	100	150	200	250	300	350	400	450	500	550	600	650	700	750	800	850	900	950	1000
L	428	478	528	578	628	678	728	778	828	878	928	978	1028	1078	1128	1178	1228	1278	1328
N	6	6	8	8	10	10	12	12	14	14	16	16	18	18	20	20	22	22	24

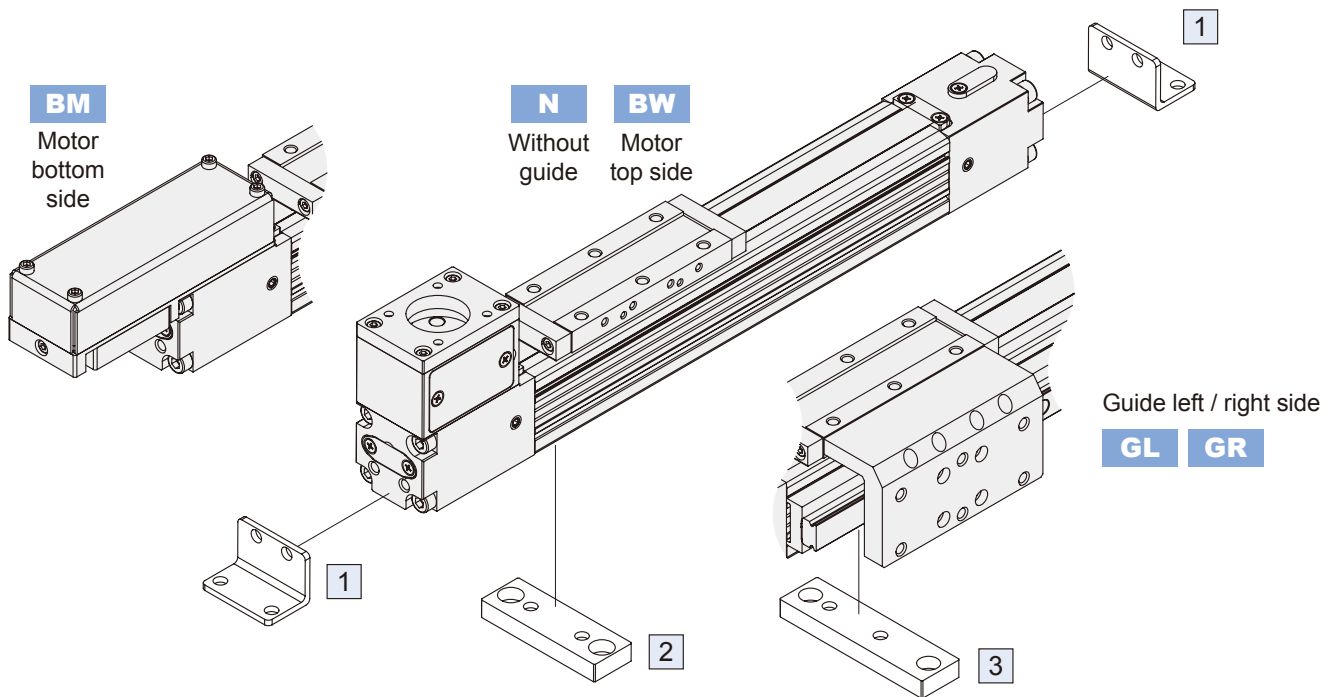
Stroke Code	Servo	Step
W	40	35.5
H	25.8	25.8

METFB-25 Mounting accessories

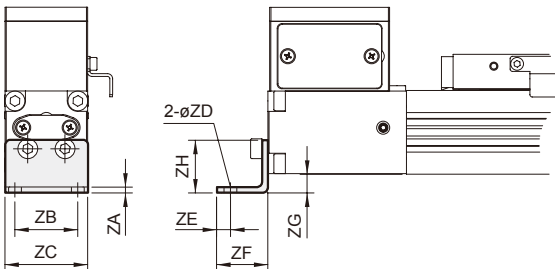
SLIDER ELECTRIC CYLINDER (WITHOUT MOTOR)



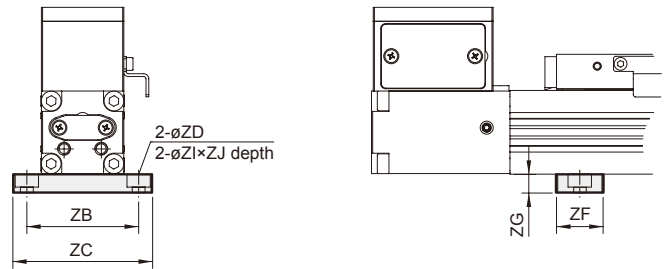
Mindman



1 End cover bracket (2pcs/set)

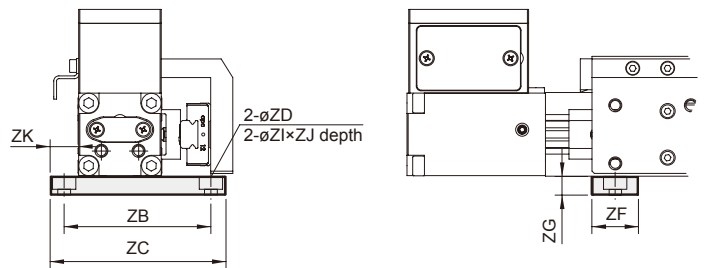


2 Mid section support *Applicable for (N) without guide.



* Not applicable for (BM) motor bottom side.

3 Mid section support * Applicable for (GR / GL) with guide.



Unit: mm

Item	ZA	ZB	ZC	ZD	ZE	ZF	ZG	ZH	ZI	ZJ	ZK	Weight (g)	Order number
1	2.5	27	35.5	5.5	6	22	8	22.6	-	-	-	27	ETFB25-1
2	-	48	60	5.5	-	20	8	-	10	5.5	-	21	ETFB25-2
3	-	63	75	5.5	-	20	8	-	10	5.5	12	27	ETFB25-3